



Symbol or Keyword(s)

- Markets
- News
- Analysis
- Our Shows
- Stock Picks
- Portfolios
- Watchlists
- Rankings
- Screeners
- Tools
- Our Services

World Eur



- S&P 500
- DOW JONES
- NASDAQ
- TSX COM
- FTSE 100
- DAX
- CAC 40
- EURO STOXX 50
- MSCI CI
- TOPIX
- MSCI EAFE
- MSCI W

Homepage > Equities > Indonesia > INDONESIA STOCK EXCHANGE > PT Astra Agro Lestari Tbk > Company [AALI](#) [ID100066004](#)

PT ASTRA AGRO LESTARI TBK (AALI) Add to my list Report

End-of-day quote INDONESIA STOCK EXCHANGE - 2023-02-08	01/10	Pt Astra Agro Lestari Tbk : RI, Malaysia Need To Bolster Synergy Against EU's Discrimination	PU
8150.00 IDR -0.61%	2022	Pt Astra Agro Lestari Tbk : Progress Report April – June 2022	PU
	2022	Pt Astra Agro Lestari Tbk : Collaboration vital in pursuing green economy towards realizing SDGs	PU

- Summary
- Quotes
- Charts
- News
- Ratings
- Calendar
- Company
- Financials
- Consensus
- Revisions
- Funds

Business Summary

PT Astra Agro Lestari Tbk is an Indonesia-based company engaged in agriculture and livestock, trade, processing industry (agro industry), transportation and services (scientific and technical professional activities). It operates primarily in the palm oil business. The Company's oil palm plantations and its mill are located in South Kalimantan. Its subsidiaries' plantations and mills are located in Java, Sumatera, Kalimantan, and Sulawesi. The Company's palm oil refineries produce products in the form of Olein, Stearin, and PFAD to meet the demand of export markets, including from China, Malaysia, the Philippines and South Korea. It has also operated NPK fertilizer mixing plants in Donggala Regency, Central Sulawesi Province. In addition, it also develops oil palm-cattle integration business in Kotawaringin Barat Regency, Central Kalimantan Province. Its subsidiaries include PT Gunung Sejahtera, PT Tanjung Sarana Lestari, PT Pandji Waringin and others.

Number of employees : 28 869 people.

Sales per Business

	2020		2021		Delta
Crude Palm Oil and its Derivatives	17 371 300.00	92.4%	22 022 300.00	90.5%	+26.77%
Palm Kernel and its Derivatives	1 308 640.00	7%	2 203 210.00	9.1%	+68.36%
Others	127 133.00	0.7%	96 498.00	0.4%	-24.1%

IDR in Million

Sales per region

	2020		2021		Delta
Indonesia	18 807 000.00	100%	24 322 000.00	100%	+29.32%

IDR in Million

Managers

Name	Title	Age	Since
Santosa	Finance Director	56	2007
Mario Casimirus S. Gultom	Chief Financial Officer & Secretary	-	2017
Cahyo Sri Wibowo	Head-Research & Development	-	-
Said Fakhrollazi	Chief Technical Officer	54	2019
Jozef Damasurja	Head-Technology	-	-
Rujito Purnomo	Chief Operation Officer	53	2017
Daniel Irawan	Head-Treasury	-	-
Yarmanto	Head-Downstream & Trading	-	-
Rudy Limardjo	Head-Commercial Support	-	-
M. Hadi Sugeng Wahyudiono	Chief Agronomy & Sustainability Officer	52	-

Members of the board

Name	Title	Age	Since
Sin Cheok Chiew	President Commissioner	61	2008
Sidharta Utama, Dr.	Independent Commissioner	57	2014
Aridono Sukmanto, Dr.	Independent Commissioner	60	2020
Johannes Loman	Commissioner	63	2020

Equities

Sector

- Consumer Non-Cyclicals
- Food & Beverages
- Food & Tobacco
- Food Processing
- Starch, Vegetable Fat & Oil Manufacturing

Sector Starch, Vegetable Fat & Oil Manufacturing

	1st jan.	Capi. (M\$)
PT ASTRA AGRO LESTARI TBK	1.56%	1 038
SIME DARBY PLANTATION	-7.31%	7 014
IOI CORPORATION	-5.68%	5 531
AAK AB (PUBL.)	2.90%	4 482
GOLDEN AGRI-RESOURCES ...	2.00%	2 438
FIRST RESOURCES LIMITED	3.38%	1 809

Pre-r

DOW JON
+0.08%

» More Inc

My Watchli

- ALIBAB
- APPLE I
- BAYER
- ALPHAE
- PAYPAL
- ADVANC
- INTEL C
- AMAZOI
- META PI

» My lists

Rankings

- MONOL
- MGM RE
- EVERES
- WYNN F
- O'REILL

- VF COR
- SOLARE
- STERIS
- BAXTEF
- INTERN



Markets News Analysis Our Shows Stock Picks Portfolios Watchlists Rankings Screeners Tools Our Services

Name	Equities	%
PT Astra International Tbk	1,533,682,440	79.7%
The Vanguard Group, Inc.	11,864,785	0.62%
Dimensional Fund Advisors LP	10,955,440	0.57%
Macquarie Investment Management Business Trust	9,132,500	0.47%
BlackRock Fund Advisors	7,326,300	0.38%
Principal Global Investors LLC	6,175,152	0.32%
FIL Investment Management (Singapore) Ltd.	3,872,422	0.20%
Mellon Investments Corp.	3,093,000	0.16%
TIAA-CREF Investment Management LLC	2,193,200	0.11%
Allianz Global Investors U.S. LLC	2,098,964	0.11%

Company contact information

PT Astra Agro Lestari Tbk
 Jalan Pulo Ayang Raya Blok OR-I
 Kawasan Industri Pulogadung
 Jakarta, Jakarta Raya 13930

Phone : +62.21.461.6555
 Fax : +62.21.461.6685
 Web : <http://www.astra-agro.co.id>



Brand Portfolio

In partnership with Allbrands.markets

[» More brands of PT Astra Agro Lestari Tbk](#)

DAODAOQUAN GRAIN AND ...	-11.42%	611
PT SALIM IVOMAS PRATAMA ...	1.93%	430
COBRAM ESTATE OLIVES LI...	-7.17%	398
J-OIL MILLS, INC.	1.78%	389
KERNEL HOLDING S.A.	3.48%	318
DEOLEO, S.A.	24.77%	147
THAI WAH	1.92%	141
SARAWAK PLANTATION	2.37%	140
DEKEL AGRI-VISION PLC	1.67%	20

[» Sector Starch, Vegetable Fat & Oil Manufacturing](#)

Connections : PT Astra Agro Lestari Tbk

- PT TRIPUTRA AGRO PERSADA TBK
- PT SARATOGA INVESTAMA SEDAYA TBK
- PT ASTRA OTOPARTS TBK
- PT ASTRA INTERNATIONAL TBK
- PT ASTRA GRAPHIA TBK

Consumer
Cyclicals

[» More To](#)

Rankings

- O'REILL
- ACTIVIS
- SPLUNP
- OKTA, II

- ZOOM V
- ALIGN T
- SIRIUS :
- LUCID C

Healthcar

[» More To](#)

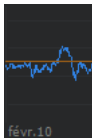
Currency /



- USD / EUR
- USD / CAD
- USD / MXN
- USD / BRL
- USD / INR
- USD / CNY
- USD / JPY
- USD / AUD
- USD / KRW
- USD / HKD
- USD / GBP
- USD / CHF

[» Forex](#)

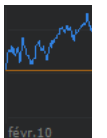
Commodit



- GOLD
- CRUDE OIL
- CRUDE OIL
- SILVER
- PLATINUM

[» Commo](#)

Cryptocurr



BITCOIN



[Markets](#) [News](#) [Analysis](#) [Our Shows](#) [Stock Picks](#) [Portfolios](#) [Watchlists](#) [Rankings](#) [Screeners](#) [Tools](#) [Our Services](#)

CATEGORIES

[Indexes](#)
[Equities](#)
[Currencies](#)
[Commodities](#)
[Trackers / ETF](#)
[News](#)
[Analysis](#)

FREE SERVICES

[Watchlists](#)
[Virtual Portfolios](#)
[Newsletters and notifications](#)












[New member](#)

SOLUTIONS

[European Portfolio](#)
[USA Portfolio](#)
[Asian Portfolio](#)
[Stock Screener](#)
[Stock Picks](#)
[Investment Themes](#)
[Investment Style](#)

[Subscribe as customer](#)

STOCK EXCHANGE EDITIONS

 [English \(USA\)](#)
 [English \(UK\)](#)
 [English \(Canada\)](#)
 [Deutsch \(Deutschland\)](#)
 [Deutsch \(Schweiz\)](#)
 [Español](#)
 [Français \(France\)](#)
 [Français \(Suisse\)](#)
 [Italiano](#)
 [Nederlands \(Nederland\)](#)
 [Nederlands \(België\)](#)

ABOUT

[Surperformance SAS](#)
[Contact](#)
[Legal information](#)
[Cookie settings](#)

 MarketScreener





Markets

News

Analysis

Our Shows

Stock Picks

Portfolios

Watchlists

Rankings

Screeners

Tools

Our Services